



# ATTC Network Year 3 In Review

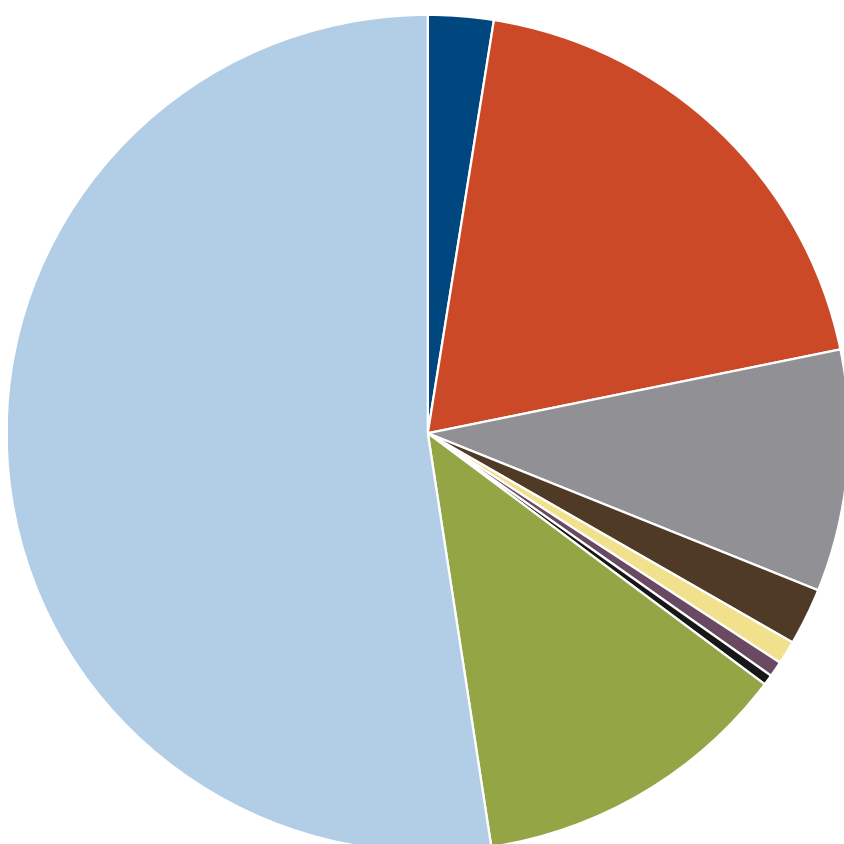
Highlights from Oct. 2019 - Sept. 2020

**1,001,017** total pageviews from ATTCNetwork.org

**3,121** social media engagements

**996** total trainings and events

## Event Types

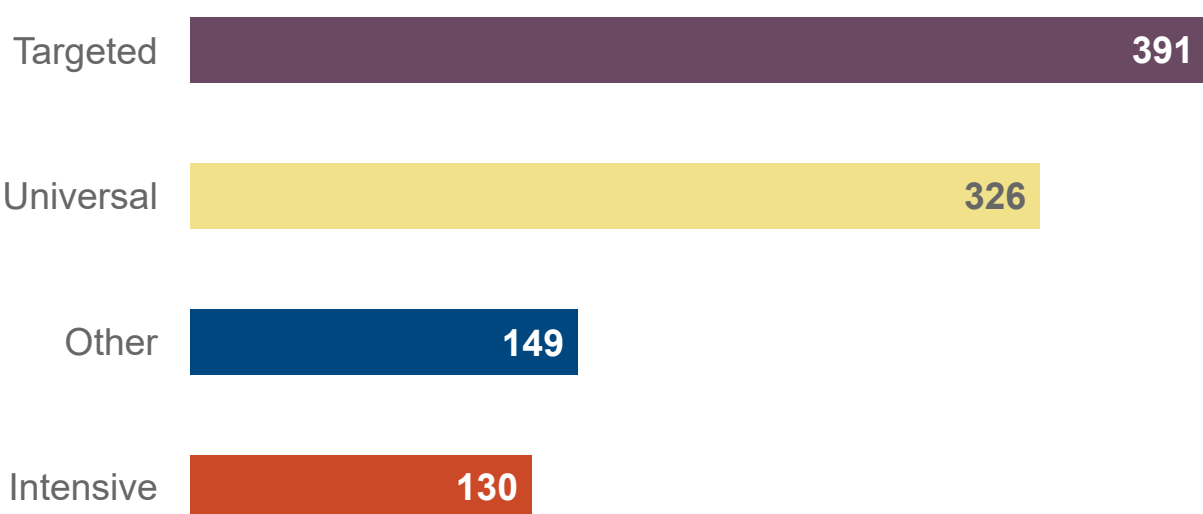


- Conference - 25
- Face-to-Face - 192
- Meeting - 93
- Other - 9
- Presentation - 6
- Online Course - 22
- Unspecified - 4
- Virtual TA Session - 123
- Webinar - 522

## Online Courses on HealthKnowledge.org

24 ATTC courses available | 14,959 enrolled learners

## Types of Technical Assistance Provided



## Response to COVID-19

**119**

Pandemic-Related Products

**200**

Pandemic-Related Events

Average Overall Satisfaction from 21,076 participant responses:

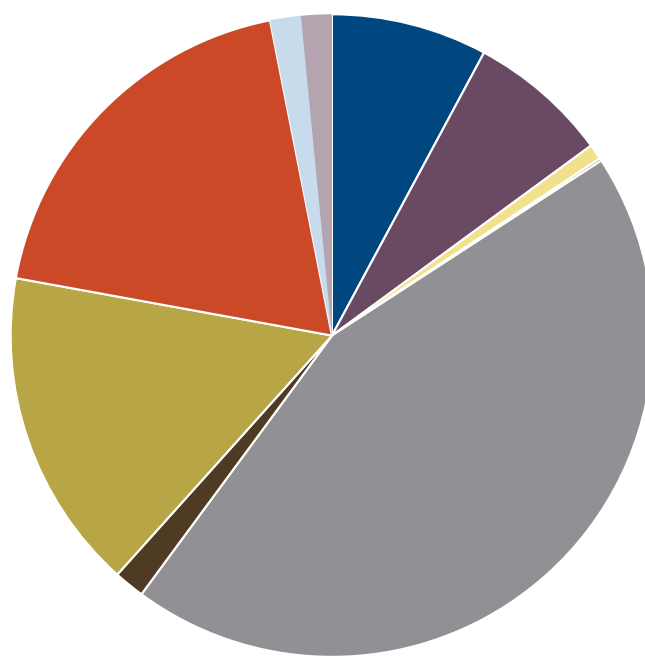
**1.41**

on a 1-5 scale

where 1 = Very Satisfied

## Product and Resource Formats

- Curriculum Package - 61
- eNewsletter or Blog - 55
- Interactive Resource - 6
- Mobile App - 1
- Toolkit - 12
- Multimedia (Video, Webinar Recording, Podcast) - 344
- Other - 12
- Presentation Slides - 126
- Print Media (Brochure, Monograph, Report, Poster) - 148
- Website - 12



## Top 10 Product Keywords Searched on ATTCNetwork.org



Please address any questions to [NetworkOffice@ATTCNetwork.org](mailto:NetworkOffice@ATTCNetwork.org)

[ATTCnetwork.org](http://ATTCnetwork.org)