

# Hispanics and Latinos in the U.S.: Statistics, Health Disparities and Definitions

Module 1

Haner Hernández, Ph.D., CPS, CADCI, LADCI



New England (HHS Region 1)

**ATTC**

Addiction Technology Transfer Center Network  
Funded by Substance Abuse and Mental Health Services Administration

## Disclosures

The development of these training materials were supported by grant H79 TI080209 (PI: S. Becker) from the Center for Substance Abuse Treatment, Substance Abuse and Mental Health Services Administration, United States Department of Health and Human Services. The views and opinions contained within this document do not necessarily reflect those of the US Department of Health and Human Services, and should not be construed as such.



New England (HHS Region 1)

**ATTC**

Addiction Technology Transfer Center Network  
Funded by Substance Abuse and Mental Health Services Administration

# Objectives

- Provide an overview, including current statistics of the Hispanic and Latino populations in the U.S.
- Define terms that are useful in the treatment of culturally diverse populations.



# Trainer's note

The intent of this training is to provide a description and understanding of Hispanics and Latinos who may use substances, not malign the Hispanic and Latino community or promote the stereotyping and profiling of Hispanics and Latinos.



New England (HHS Region 1)

**ATTC**

Addiction Technology Transfer Center Network  
Funded by Substance Abuse and Mental Health Services Administration

# Hispanic and Latino Populations

53,986,412  
Hispanic and Latinos

17.1%  
of the total  
US population



Source: US Census Bureau, 2013 American Community Survey

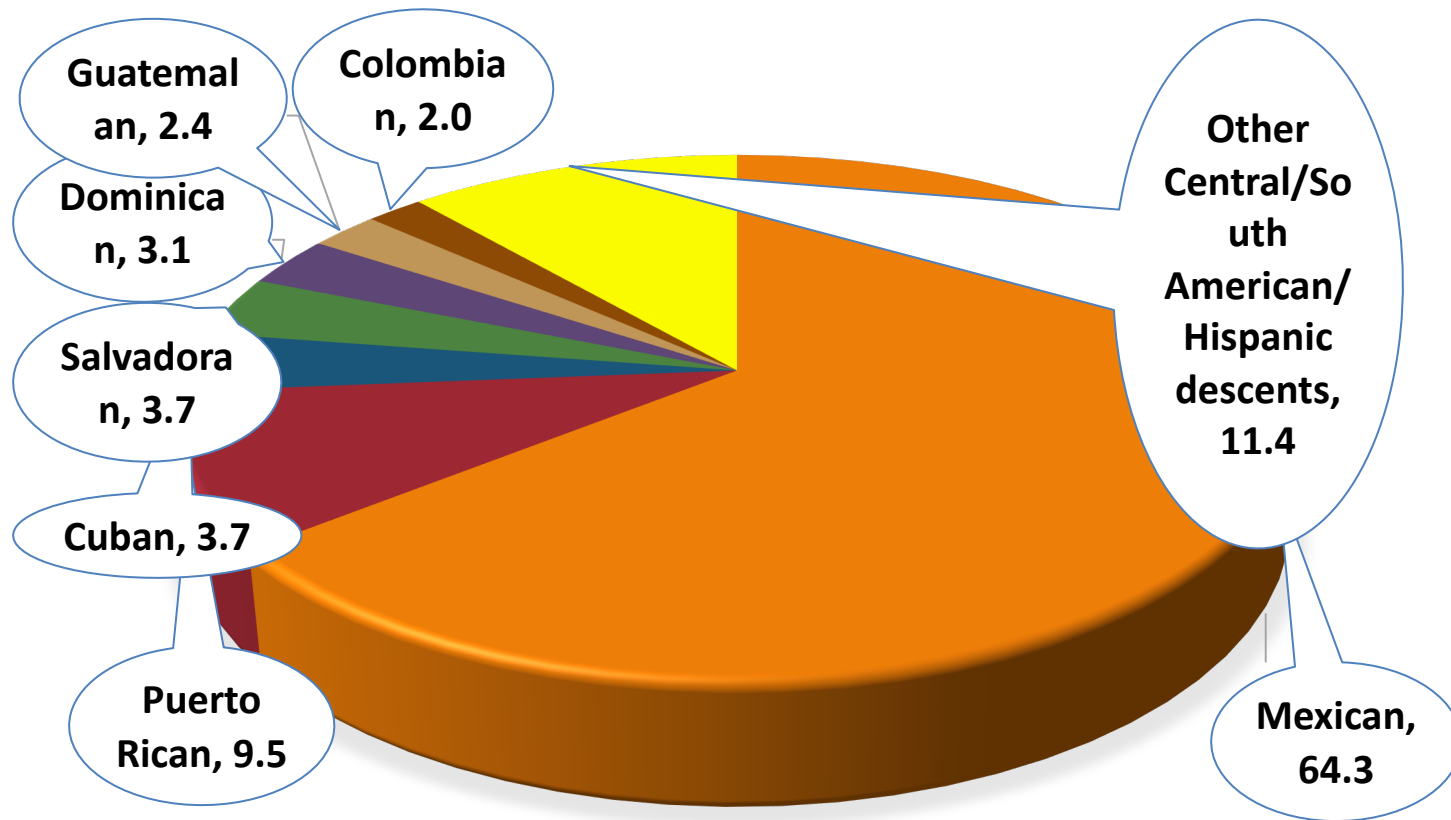


New England (HHS Region 1)

**ATTC**

Addiction Technology Transfer Center Network  
Funded by Substance Abuse and Mental Health Services Administration

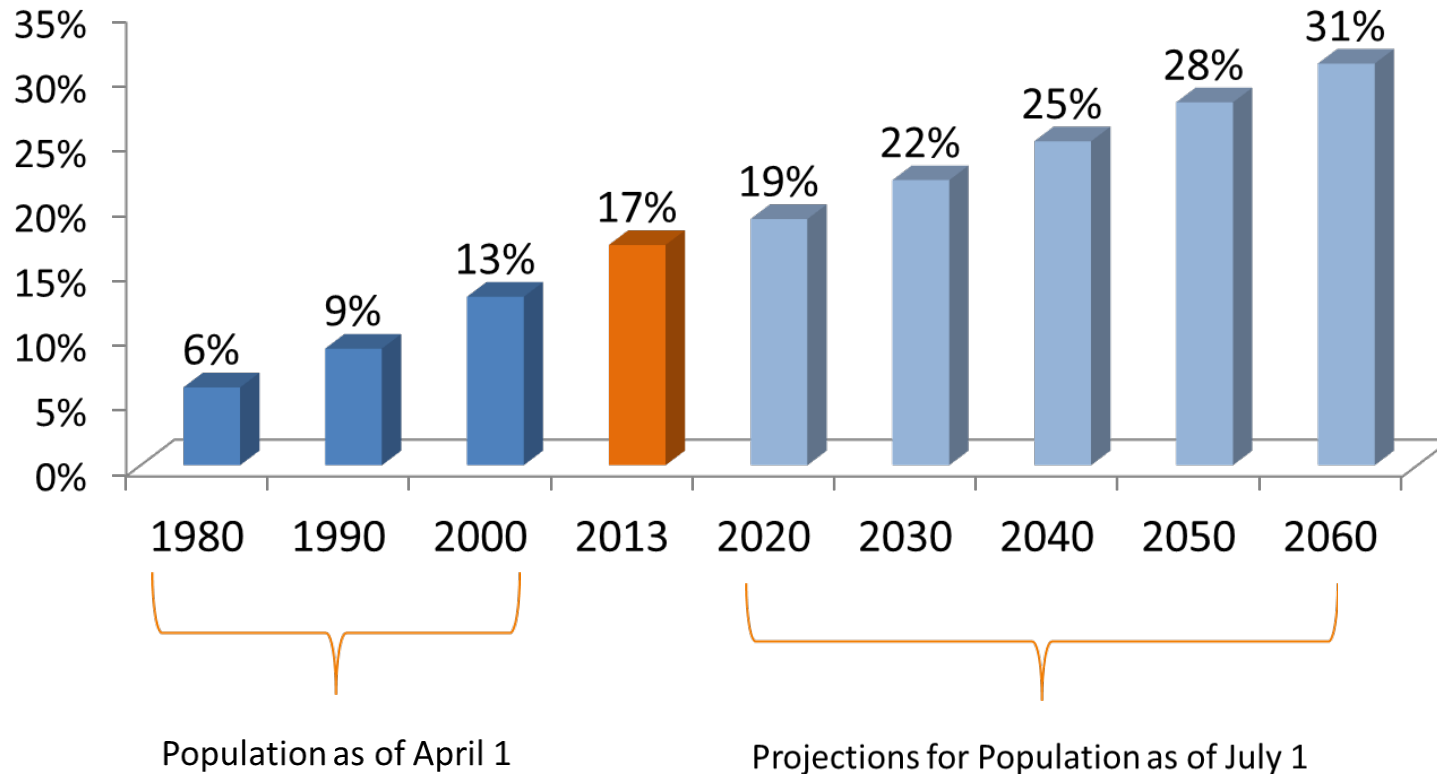
# Hispanic or Latino by Origin United States, 2011-2013



Source: US Census Bureau (2014). FactFinders, 2011-2013 American Community Survey 3- Year Estimates



# Percent of Hispanic Population in the United States: Trends and Projections



Source: US Census Bureau. (2013). 2012 National population projections.



New England (HHS Region 1)

**ATTC**

Addiction Technology Transfer Center Network  
Funded by Substance Abuse and Mental Health Services Administration

# More National Statistics

- \$39,005 median income for Hispanics vs. \$51,017 for total U.S. population (2012)
- 25.6% poverty rate in 2012 vs. 9.7% for total U.S. population
- 74% speak Spanish at home
- 19.5% over the age of 5 speak English “not well” or “not at all”

Source: DeNavas-Walt, Carmen, Bernadette D., Proctor, and Jessica C. Smith, U.S. Census Bureau, 2013



New England (HHS Region 1)

**ATTC**

Addiction Technology Transfer Center Network  
Funded by Substance Abuse and Mental Health Services Administration



# Health Insurance

The percentage of uninsured Hispanics decreased in 2012 to 29.1 percent, down from 30.1 percent in 2011. The number of uninsured Hispanics in 2012 was not statistically different from 2011, at 15.5 million

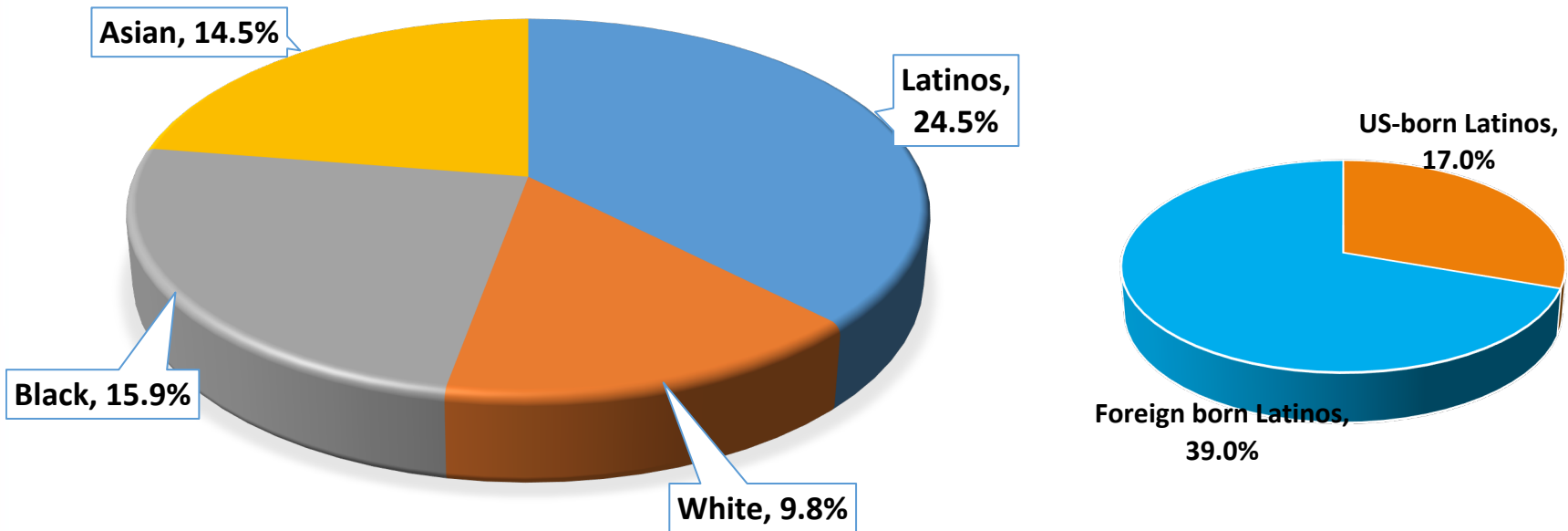


New England (HHS Region 1)

**ATTC**

Addiction Technology Transfer Center Network  
Funded by Substance Abuse and Mental Health Services Administration

# Health Uninsured Percentage by Race/Ethnicity United States, 2013



Sources: Krogstad, J. M., & Lopez, M. H. (2014). *Hispanic immigrants more likely to lack health insurance than U.S.-born*. Retrieved from <http://www.pewresearch.org/fact-tank/2014/09/26/higher-share-of-hispanic-immigrants-than-u-s-born-lack-health-insurance/>  
Smith, J. C., & Medalia, C. (2014). *Health Insurance Coverage in the United States: 2013*. Washington, DC: U.S. Government Printing Office.



# Hispanic versus Latino

## The Name Game



New England (HHS Region 1)

**ATTC**

Addiction Technology Transfer Center Network  
Funded by Substance Abuse and Mental Health Services Administration

# The Federal Standard

The Census Bureau defines "Hispanic or Latino" as a person of Cuban, Mexican, Puerto Rican, South or Central American or other Spanish culture or origin regardless of race.



Source: US Census Bureau, 2010

New England (HHS Region 1)

**ATTC** Addiction Technology Transfer Center Network  
Funded by Substance Abuse and Mental Health Services Administration

# Culture

- Loaded with meaning
- Not a “freeze frame” cultural portrait



# Acculturation

- The process in which members of one cultural group adopt the beliefs and behaviors of another group.
- Acculturation can be reciprocal- that is, the dominant group also adopts patterns typical of the minority group.



# Acculturation

Acculturation is mostly concerned with the individual and how they relate to their own group as a subgroup of the larger society.



Source: Hazuda; Stern & Haffner, 1988



New England (HHS Region 1)

**ATTC**

Addiction Technology Transfer Center Network  
Funded by Substance Abuse and Mental Health Services Administration

# Assimilation

Changes in language preference, adoption of common attitudes and values, membership in common social groups and institutions, and loss of separate political or ethnic identification of one group as they come in contact with their host society.



Source: Alba & Nee, 1997

New England (HHS Region 1)

**ATTC** Addiction Technology Transfer Center Network  
Funded by Substance Abuse and Mental Health Services Administration



# Americanization

- Used initially in the latter part of the 19th century and early part of the 20th century.
- Referred to a social movement whose goal was to fully assimilate immigrants into American society.
- Referred to the process by which “immigrants are transformed into Americans”.



Source: Graham & Koed, 1993; Huebner, 1906



New England (HHS Region 1)

**ATTC** Addiction Technology Transfer Center Network  
Funded by Substance Abuse and Mental Health Services Administration

# Bicultural or Biculturalism

- Is defined as the integration of two or more cultural identities.



New England (HHS Region 1)

**ATTC**

Addiction Technology Transfer Center Network  
Funded by Substance Abuse and Mental Health Services Administration

# Immigration Statistics

- **53.9 million** Hispanics living in the U.S. in 2013:
  - 18.7 million were foreign born
  - an estimated 12.7 million were undocumented residents (24.2%)



Source: American Community Survey, 2012



New England (HHS Region 1)

**ATTC** Addiction Technology Transfer Center Network  
Funded by Substance Abuse and Mental Health Services Administration

# Health Equity

Individuals from diverse cultural backgrounds are unable to attain their highest level of health.



OMH, 2011



New England (HHS Region 1)

**ATTC** Addiction Technology Transfer Center Network  
Funded by Substance Abuse and Mental Health Services Administration

# Health Disparities

Healthy People 2020 defines a *health disparity* as “a particular type of health difference that is closely linked with social, economic, and/or environmental disadvantage”.



Source: [www.healthypeople.gov](http://www.healthypeople.gov)



New England (HHS Region 1)

**ATTC**

Addiction Technology Transfer Center Network  
Funded by Substance Abuse and Mental Health Services Administration

# Health Disparities



Source: [www.healthypeople.gov](http://www.healthypeople.gov)



New England (HHS Region 1)

**ATTC** Addiction Technology Transfer Center Network  
Funded by Substance Abuse and Mental Health Services Administration



# Disparities

- Hispanics and Latinos are underrepresented in professions related to behavioral health.
- Access is hindered by the fact that a significant number of Hispanics and Latinos are uninsured.



Source: Chapa & Acosta, 2010; Clemens-Cope, Kenney, Buettgens, Carroll & Blavin, 2012



New England (HHS Region 1)

**ATTC**

Addiction Technology Transfer Center Network  
Funded by Substance Abuse and Mental Health Services Administration

# Mismatch between Needs and the Service Models Available

- Reduced access
- Low retention rates
- Absence of effective community strategies

Source: Caribbean Basin and Hispanic ATTC, 2006



New England (HHS Region 1)

**ATTC** Addiction Technology Transfer Center Network  
Funded by Substance Abuse and Mental Health Services Administration



# Culturally and Linguistically Appropriate Services in Health Care



Culturally & Linguistically Appropriate Services

The enhanced National Standards for Culturally and Linguistically Appropriate Services in Health Care are issued by the USDHHS' Office of Minority Health to advance health equity, improve quality and eliminate health care disparities by establishing a blueprint to implement culturally and linguistically appropriate services.

Source: OMH, 2013

New England (HHS Region 1)



**ATTC** Addiction Technology Transfer Center Network  
Funded by Substance Abuse and Mental Health Services Administration

# Enhanced CLAS Standards

- Currently 15 standards:
  - Principal Standard:  
Provide effective, equitable, understandable and respectful quality care and services that are responsive to diverse cultural health beliefs and practices, preferred languages, health literacy and other communication needs.

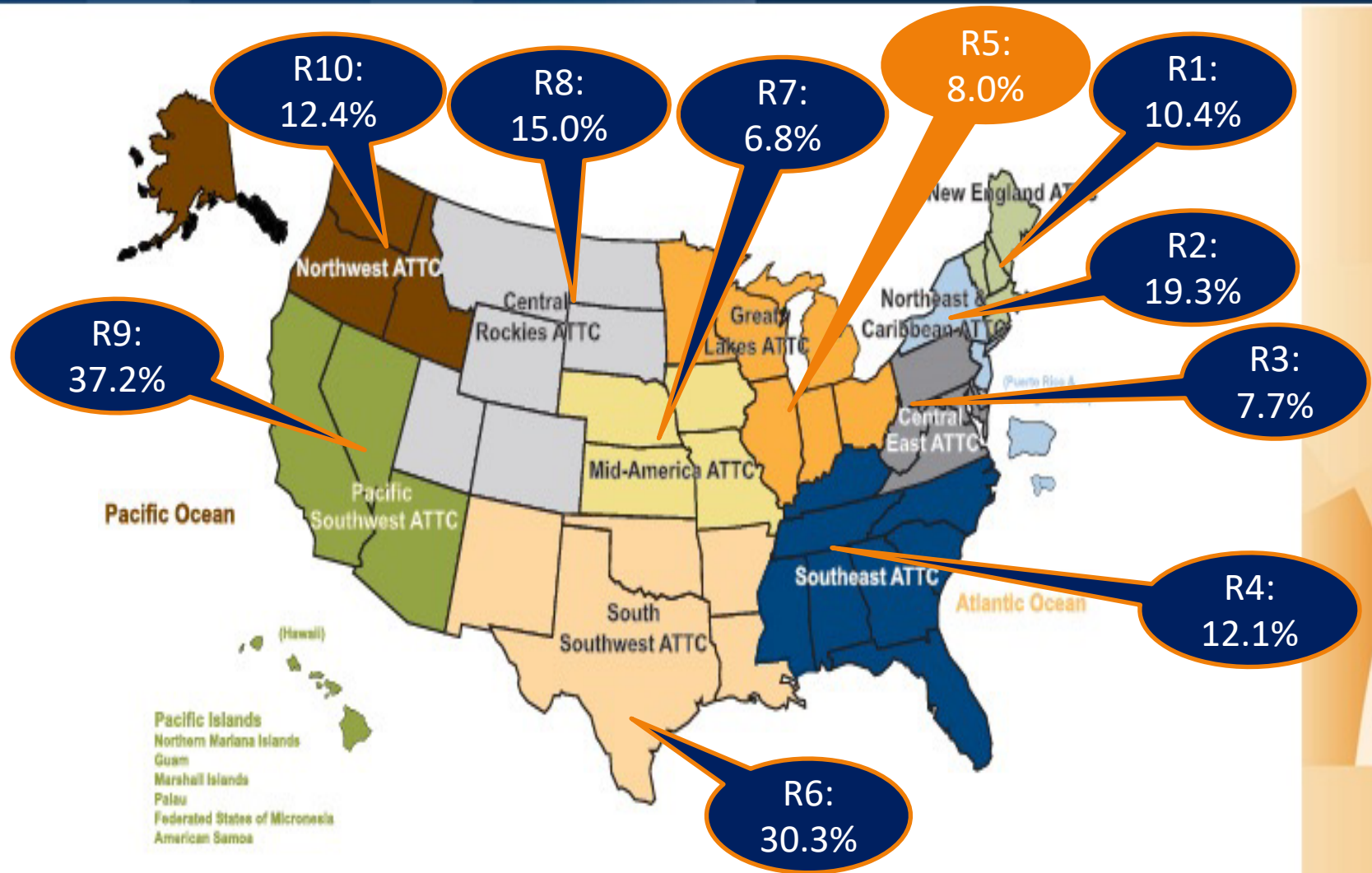


# Enhanced CLAS Standards

- Three broader themes:
  - Theme 1: Governance, Leadership and Workforce (Standards 2-4).
  - Theme 2: Communication and Language Assistance (Standards 5-8).
  - Theme 3: Engagement, Continuous improvement and Accountability (Standards 9-15).



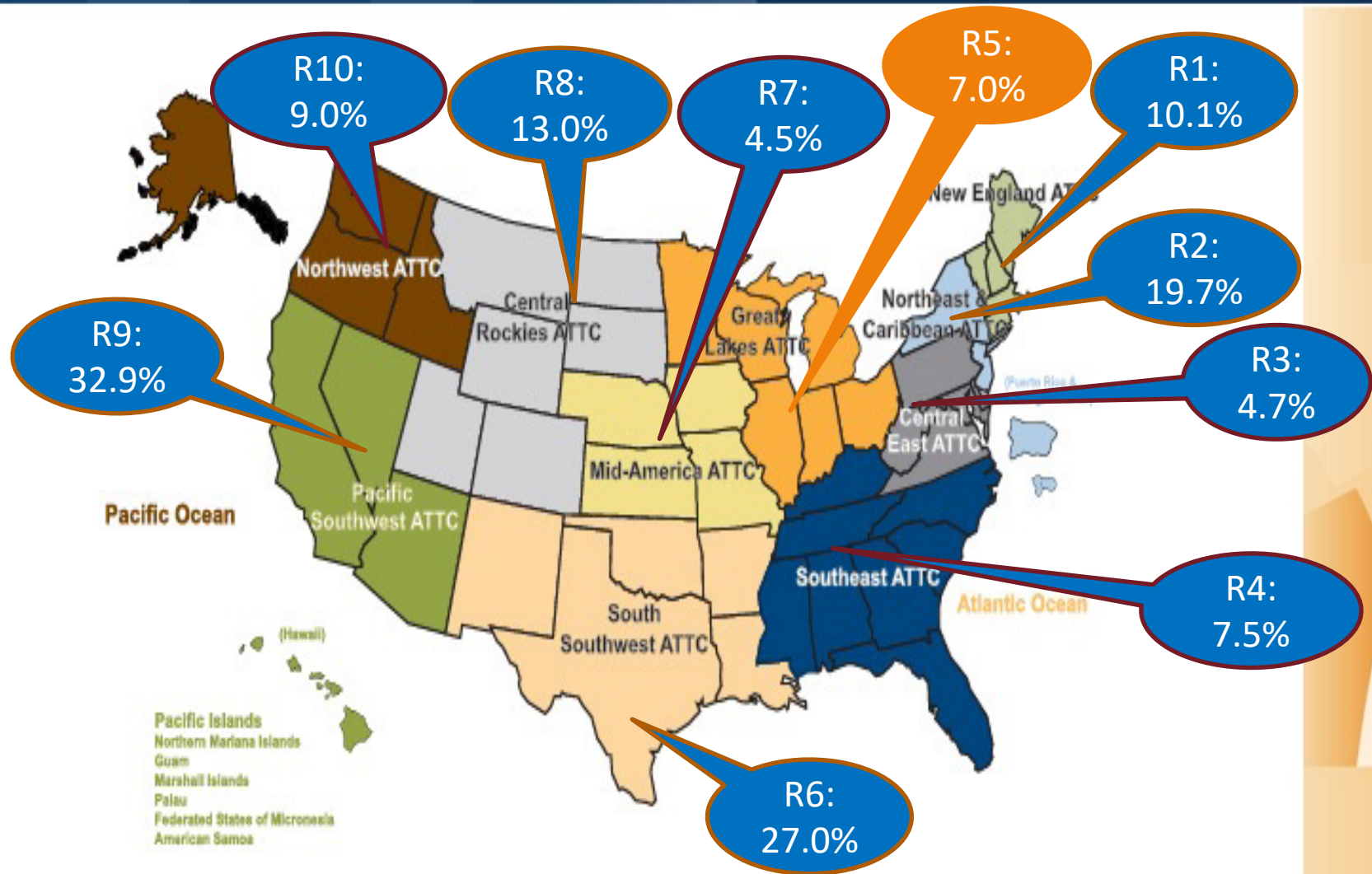
# Distribution of Hispanics by ATTC Region



Source: US Census Bureau (2014). FactFinders, 2011-2013 American Community Survey 3- Year Estimates



# Substance use by ATTC Region

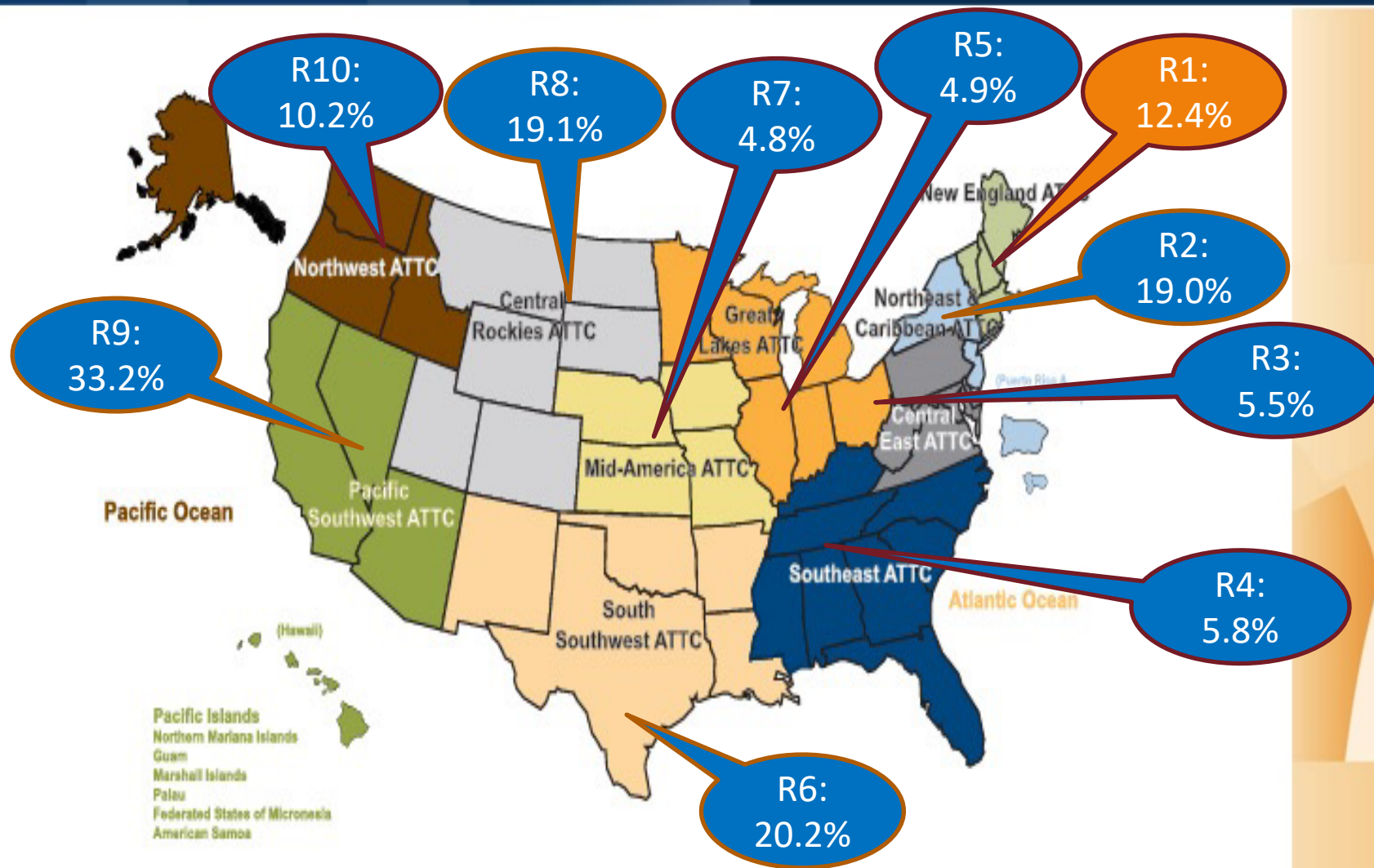


Source: United States Department of Health and Human Services, Substance Abuse and Mental Health Services Administration, Center for Behavioral Health Statistics and Quality (2014). National Survey on Drug Use and Health: 2-Year R-DAS (2002 to 2003, 2004 to 2005, 2006 to 2007, 2008 to 2009, and 2010 to 2011). ICPSR 34482. Retrieved from: <http://www.icpsr.umich.edu/icpsrweb/SAMHDA/sda>





# Treatment Admissions by Hispanic Population and ATTC Region



Source: United States Department of Health and Human Services, Substance Abuse and Mental Health Services Administration, Center for Behavioral Health Statistics and Quality (2014). Treatment Episode Data Set -- Admissions (TEDS-A), 2010-2012. ICPSR 25221. Retrieved from: <http://www.icpsr.umich.edu/icpsrweb/SAMHDA/sda>



# References

- Alba, R. and Nee, V. (1997). Rethinking Assimilation Theory for a New era of Immigration. *International Migration Review*, 31(4)826-874
- Caribbean Basin and Hispanic ATTC. (2006). *Hispanic Initiative: dialogue on science and addiction*. Bayamón, PR: Universidad Central del Caribe.
- Center for Behavioral Health Statistics and Quality, Substance Abuse and Mental Health Services Administration, Treatment Episode Data Set [TEDS]. (2012, October). *Based on administrative data reported by States to TEDS*. Retrieved from [http://www.dasis.samhsa.gov/webt/tedsweb/tab\\_year.choose\\_year\\_web\\_table?t\\_state=VT](http://www.dasis.samhsa.gov/webt/tedsweb/tab_year.choose_year_web_table?t_state=VT)
- Chapa, T. & Acosta, H. (2010). *Movilizándonos por nuestro futuro: Strategic development of a mental health workforce for Latinos*. National Resource Center for Hispanic Mental Health
- Clemans-Cope, L. Kenney, G.M., Buettgens, M., Carroll, C. & Blavin, F. (2012). The affordable care act's coverage expansions will reduce differences in insurance rates by race and ethnicity. *Health Affairs*, 31(15), 920-930. doi:10.1377/hlthaff.2011.1086
- Ennis, S. R., Ríos-Vargas, M., & Albert, N. G. (2011, May). *The Hispanic population: 2010*. Retrieved from <http://www.census.gov/prod/cen2010/briefs/c2010br-04.pdf>
- Graham, O. & Koed, E. (1993). Americanizing the Immigrant, Past and Future: History and Implications of a Social Movement. *Public Historian*. 15(4)24-249. Retrieved from: <http://www.jstor.org/stable/2783530> Accessed June, 2013
- Grover G. Huebner *Annals of the American Academy of Political and Social Science* , Vol. 27, The Improvement of Labor Conditions in the United States (May, 1906), pp. 191-213
- Hazuda, HP; Atern, MP; Haffner, SM (1988) Acculturation and assimilation among Mexican Americans: scales and population-based data. *Soc Sc Q*(69)687-706.



# References

- National Hispanic and Latino ATTC. (2013, January). Average estimate of Hispanics working in treatment facilities by ATTC regions. Vital signs: Taking the pulse of the addiction treatment profession: Data Set [Preliminary Data]. Addiction Technology Transfer Center under a cooperative agreement from the Substance Abuse and Mental Health Services Administration (SAMHSA) Center for Substance Abuse Treatment (CSAT).
- U.S. Department of Health and Human Services, Office of Minority Health. (2013). National Standards for CLAS in Health and Health Care: A Blueprint for Advancing and Sustaining CLAS Policy and Practice. Retrieved from: <https://www.thinkculturalhealth.hhs.gov/pdfs/EnhancedCLASStandardsBlueprint.pdf>
- Pew Research Hispanic Center (2011). Statistical Portrait of Hispanics in the U.S. retrieved from: [www.pewhispanic.org/2013/02/15/statistical-portrait-of-hispanics-in-the-united-states-2011/](http://www.pewhispanic.org/2013/02/15/statistical-portrait-of-hispanics-in-the-united-states-2011/)
- S. 1880--106th Congress: Minority Health and Health Disparities Research and Education Act of 2000. (1999). In [www.GovTrack.us](http://www.govtrack.us). Retrieved January 23, 2013, from <http://www.govtrack.us/congress/bills/106/s1880>
- Substance Abuse and Mental Health Services Administration [SAMHSA]. (2013, January). *Substance abuse treatment services locator*. Retrieved from <http://findtreatment.samhsa.gov/TreatmentLocator/faces/geographicSearch.jspx>
- United States Department of Health and Human Services, Substance Abuse and Mental Health Services Administration, Center for Behavioral Health Statistics and Quality. (2012a, October). National Survey on Drug Use and Health: 8-Year R-DAS (2002 to 2009). Retrieved from <http://dx.doi.org/10.3886/ICPSR32101.v1>
- Substance Abuse and Mental Health Services Administration, *Leading Change: A Plan for SAMHSA's Roles and Actions 2011-2014*. HHS Publication No. (SMA) 11-4629. Rockville, MD: Substance Abuse and Mental Health Services Administration, 2011.





# References

- United States Census Bureau / American FactFinder. "Poverty status in the last 12 months." *2011-2013 American Community Survey*. U.S. Census Bureau's American Community Survey Office, 2013. Web. 1 December, 2014 <<http://factfinder2.census.gov>>.
- United States Census Bureau / American FactFinder. "ACS Housing and Demographics Estimates." *2011-2013 American Community Survey*. U.S. Census Bureau's American Community Survey Office, 2013. Web. 1 December, 2014 <<http://factfinder2.census.gov>>.
- United States Census Bureau / American FactFinder. "Ability to speak English." *2011-2013 American Community Survey*. U.S. Census Bureau's American Community Survey Office, 2013. Web. 1 December, 2014 <<http://factfinder2.census.gov>>.
- United States Census Bureau / American FactFinder. "Hispanics by place of origin." *2011-2013 American Community Survey*. U.S. Census Bureau's American Community Survey Office, 2013. Web. 1 December, 2014 <<http://factfinder2.census.gov>>.
- United States Department of Health and Human Services. Substance Abuse and Mental Health Services Administration. Center for Behavioral Health Statistics and Quality . (2012b, December). National Survey on Drug Use and Health: 2-Year R-DAS (2002 to 2003, 2004 to 2005, **2006 to 2007, 2008 to 2009, and 2010 to 2011**). Retrieved from <http://dx.doi.org/10.3886/ICPSR34482.v1>
- U.S. Department of Health and Human Services, Agency for Healthcare Research and Quality. (2012). National healthcare disparities report. (AHRQ Publication No. 12-0006). Retrieved from <http://www.ahrq.gov/qual/measurix.htm#disparity>
- U.S. Department of Health and Human Services, Office of Minority Health. (2005). What is cultural competency? Retrieved from <http://minorityhealth.hhs.gov/templates/browse.aspx?lvl=2&lvlID=11>
- U.S. Department of Health and Human Services. The Secretary's Advisory Committee on National Health Promotion and Disease Prevention Objectives for 2020. Phase I report: Recommendations for the framework and format of Healthy People 2020. Section IV. Advisory Committee findings and recommendations. Available at: [http://www.healthypeople.gov/hp2020/advisory/PhaseI/sec4.htm#\\_Toc211942917](http://www.healthypeople.gov/hp2020/advisory/PhaseI/sec4.htm#_Toc211942917).

